


Print out the following 12 pages on solid or patterned card stock. Cut out each circle along the gray lines. Then glue each piece to an 8' length a ribbon, evenly spaced apart.

For step-by-step instructions, visit sarahhearts.com/blog




Print out the following 12 pages on solid or patterned card stock. Cut out each circle along the gray lines. Then glue each piece to an 8' length a ribbon, evenly spaced apart.

For step-by-step instructions, visit sarahhearts.com/blog



Print out the following 12 pages on solid or patterned card stock. Cut out each circle along the gray lines. Then glue each piece to an 8' length a ribbon, evenly spaced apart.

For step-by-step instructions, visit sarahhearts.com/blog




Print out the following 12 pages on solid or patterned card stock. Cut out each circle along the gray lines. Then glue each piece to an 8' length a ribbon, evenly spaced apart.

For step-by-step instructions, visit sarahhearts.com/blog



Print out the following 12 pages on solid or patterned card stock. Cut out each circle along the gray lines. Then glue each piece to an 8' length a ribbon, evenly spaced apart.

For step-by-step instructions, visit sarahhearts.com/blog




Print out the following 12 pages on solid or patterned card stock. Cut out each circle along the gray lines. Then glue each piece to an 8' length a ribbon, evenly spaced apart.

For step-by-step instructions, visit sarahhearts.com/blog




Print out the following 12 pages on solid or patterned card stock. Cut out each circle along the gray lines. Then glue each piece to an 8' length a ribbon, evenly spaced apart.

For step-by-step instructions, visit sarahhearts.com/blog




Print out the following 12 pages on solid or patterned card stock. Cut out each circle along the gray lines. Then glue each piece to an 8' length a ribbon, evenly spaced apart.

For step-by-step instructions, visit sarahhearts.com/blog




Print out the following 12 pages on solid or patterned card stock. Cut out each circle along the gray lines. Then glue each piece to an 8' length a ribbon, evenly spaced apart.

For step-by-step instructions, visit sarahhearts.com/blog




Print out the following 12 pages on solid or patterned card stock. Cut out each circle along the gray lines. Then glue each piece to an 8' length a ribbon, evenly spaced apart.

For step-by-step instructions, visit sarahhearts.com/blog



Print out the following 12 pages on solid or patterned card stock. Cut out each circle along the gray lines. Then glue each piece to an 8' length a ribbon, evenly spaced apart.

For step-by-step instructions, visit sarahhearts.com/blog



Print out the following 12 pages on solid or patterned card stock. Cut out each circle along the gray lines. Then glue each piece to an 8' length a ribbon, evenly spaced apart.

For step-by-step instructions, visit sarahhearts.com/blog

